

Easy riding that's hard to resist

Take some chilled-out custom styling and mix it with rugged YBR125 engineering and you've got the genuine American cruiser look. A distinctive 12-litre teardrop fuel tank gives the YBR125 Custom its focal point, complemented by deep-valance fenders that emphasise its 'big-bike' looks.

On the YBR125 Custom, comfort is king. Raised handlebars and an ultra-low slung padded seat mean riders can sit back and relax, enjoying enhanced low-speed control and manoeuvrability.

An emissions-busting, EU3-compliant slash-cut muffler makes this bike one of the quietest and cleanest in its class, leaving it down to its classic chrome stylings to turn heads.

- Custom-style teardrop fuel tank
- Deeply valanced front and rear fenders
- Ultra-low slung seat for comfortable riding
- Stylish, slash-cut muffler reduces emissions
- Extensive chrome stylings and US cruiser look
- Rear carrier with integral grab rail

Yamaha 125cc: the all-round experience

At Yamaha we believe you get out what you put in, and with over half a century of innovation in motorcycle manufacture that means some pretty special machines.

The 125cc range embodies the values of freedom, fun and fulfilment, each one built with the same passion that comes from decades of competing and winning at the highest level. Forging new technology and bringing it to the road is what Yamaha is all about.

But our 125s do more than just look great. They do the business - day in, day out. Covering every need from simple economy to custom luxury, they'll take you places other 125s wouldn't dare.






Stylish teardrop fuel tank

The beautifully finished teardrop tank gives the YBR125 Custom its distinctive West Coast look and provides the focal point for the bike. Its 12-litre capacity means you'll spend less time filling up, and more time having fun on the road.




Valanced front and rear fenders

Matching the timeless style of the teardrop fuel tank are deeply valanced front and rear fenders. Offering riders extra protection from road surface dirt, they emphasise the YBR125 Custom's 'big-bike' attitude and cruiser looks.




Slash-cut muffler

The eye-catching, chrome-plated slash-cut muffler is equipped with a highly efficient catalyser rated to EU3 emissions, ensuring the YBR125 Custom not only looks the part, but is also one of the quietest and cleanest bikes in its class.




Raised handlebars

Everything about the YBR125 Custom is geared towards a cool, comfortable ride. The combination of raised handlebars and an ultra-low slung seat achieves a more relaxed seating position for riders, with luxurious padding sealing the deal.



Strong roadhandling

Cast alloy wheels help to keep unsprung weight low, improving the YBR125 Custom's suspension performance and manoeuvrability. Fitted with a wide section 3.50-16 rear tyre and a 3.00-18 front tyre, strong roadhandling is assured - however testing the conditions might be.



Chrome stylings

From the chrome-plated instrument dials and flashers all the way back to the muffler and neat rear carrier, the YBR125 Custom offers enough glinting American cruiser touches to catch your eye.

Engine	
Engine type	air-cooled, 4-stroke, SOHC, Forward-inclined single cylinder, 2-valves
Displacement	124cc
Bore x stroke	54.0 mm x 54.0 mm
Compression ratio	10.0 : 1
Maximum Power	7.5 kW (10.0PS) @ 7,800 rpm
Maximum Torque	9.6 Nm (0.98 kg-m) @ 6,000 rpm
Lubrication system	Wet sump
Carburettor	Fuel Injection
Clutch Type	Wet, multiple-disc coil spring
Ignition system	TCI
Starter system	Electric and kick
Transmission system	Constant Mesh, 5-speed
Final transmission	Chain

Chassis	
Frame	Diamond Shaped
Front suspension system	Telescopic forks
Front Travel	110 mm
Caster Angle	26°
Trail	90 mm
Rear suspension system	Swingarm, (link suspension)
Rear Travel	105 mm
Front brake	Single Disc, Ø 245 mm
Rear brake	Drum, Ø 130 mm
Front tyre	3.00-18 47P
Rear tyre	3.50-16 58P

Dimensions	
Overall length	2,055 mm
Overall width	845 mm
Overall height	1,125 mm
Seat height	760 mm
Wheel base	1,290 mm
Minimum ground clearance	140 mm
Wet weight (including full oil and fuel tank)	129 kg
Fuel tank capacity	12.0 litres
Oil tank capacity	1.2 litres

Light Grey
 Metallic
 Red Spirit
 Midnight Black



The Yamaha Chain of Quality

Yamaha technicians are fully trained and equipped to offer the best service and advice for your Yamaha product. For this reason, Yamaha strongly recommends visiting an official Yamaha dealer for all your service requirements. Yamaha Genuine Parts & Accessories are especially developed, designed and tested for our Yamaha product range. Yamaha also recommends the use of Yamalube®, our own range of high-tech lubricants, the lifeblood of Yamaha engines. They are developed to carry on working effectively, no matter where you ride. Besides functional and style accessories, Yamaha offers a range of high quality, innovative riding gear designed to keep you comfortable and protected, both on- and off-road. An extensive range of casual wear is also available. For more information go to: www.yamaha-motor.co.uk/accessories



Always wear a helmet, eye protection and protective clothing. Yamaha encourages you to ride safely and respect fellow riders and the environment. Specifications and appearance of Yamaha products shown here are subject to change without notice and may vary according to requirements and conditions. For further details, please consult your Yamaha dealer. Please check availability of colours with your local Yamaha dealer.

RAC

Free Yamaha Assist