



## ***Your cruising dream awaits you***

For long-range performance cruising in ultimate comfort and luxury, look no further than the feature-packed VX Cruiser.

Both rider and passengers will be delighted by the comfort and positioning of the ergonomically designed seating, which combines with outstanding performance, fuel economy and superb handling to ensure that long distance riding is always a pleasure.

Giving the VX Cruiser its distinctive and appealing edge are many practical luxuries like convex dual mirrors, Reverse gear and Yamaha's remote security system with its "L" (low-RPM) mode. Not to mention the metallic deck and sleek black hull, which make it one of the best-looking watercraft you'll ever ride.

- 1052cc, 4-cylinder, 4-stroke, DOHC engine
- Semi-V multi chine hull
- Contoured cruiser seat for maximum comfort
- Remote security and low-RPM mode
- Yamaha Engine Management System (Y.E.M.S.)®
- Re-boarding step for easier boarding
- Hyper-Flow jet pump
- Yamaha Sound Suppression System (Y.S.S.S.)®
- Convex dual mirrors
- Glovebox and water-resistant storage facilities
- Multifunction digital meter
- Reverse



## ***A WaveRunner for all to enjoy***

True affordability in 4-stroke watercraft – that's what Yamaha's engineers have achieved with the design of the VX series. And, in doing so, they have attracted an entirely new generation of enthusiasts to the water.

Featuring the most fuel efficient engines in the industry, agile handling and great practical features, the VX series is just as suited to active watersports as it is to relaxing on the water. Add to that all the comforts you'd expect from a luxury watercraft like the VX Cruiser and you have the full package.

That's why the VX is the number one choice among rental operators worldwide.






### 1052cc, 4-cylinder, 4-stroke, DOHC engine

VX models are powered by a compact, ultra-lightweight, liquid-cooled four-cylinder, 20-valve engine – delivering 1052cc, with a DOHC – for class-leading performance. Electronic Fuel Injection (EFI) delivers smooth, high power output, with low fuel consumption and low exhaust emissions as standard.




### Semi-V multi chine hull

One of the secrets behind the popularity of the VX is its easy-handling hull shape, which goes where the driver points it, even in changing water conditions. The round keel delivers stability and comfort, with optimum balance and grip during cornering – the moment the VX takes off, you are instantly at one with this compact machine. Pure PWC fun.



### Hyper-Flow high-pressure jet pump

Unique technology lies behind the legendary WaveRunner reputation for exhilarating handling and exciting performance. Outstanding bite and acceleration are possible through the combination of a high-flow intake, the Hyper-Flow high pressure jet pump and a stainless steel impeller running within a precision engineered housing.




### Yamaha's innovative and comfortable Cruiser seat

Whether turning or accelerating, the VX Cruiser's ergonomic textured seat is the perfect fit. No matter the distance travelled, both rider and passenger travel in maximum comfort – and with the room and support to relax – it's what PWC cruising is all about.



### Glovebox with dual cup holder

While the large capacity glovebox is handy for storing essential items, it also features a convenient dual cup holder. You and your passenger can enjoy your ride with refreshments close-to-hand.




### Hydro-Turf® mats and re-boarding step

The VX Cruiser welcomes you aboard with wide, slip resistant Hydro-Turf® mats. After you've been wakeboarding, skiing or swimming, a convenient re-boarding step makes it even easier to get in and out of the water.

Engine	
Engine type	4-cylinder, 4-stroke, DOHC, 5-valves
Supercharger	-
Displacement	1,052cc
Bore x stroke	76.0 mm x 58.0 mm
Compression ratio	11.4 : 1
Cooling system	Water-cooled
Pump type	155 mm Axial Flow
Fuel	Unleaded Regular Gasoline
Fuel supply system	Electronic Fuel Injection
Fuel capacity	60.0 litres

Lubrication system	Dry sump
Oil capacity	4.3 litres
Dimensions	
Length	3.27 m
Width	1.17 m
Height	1.16 m
Dry weight	340 kg
features	
Storage capacity	57.0 litres
Rider capacity	1-3 person


 Yacht Blue  
 Metallic



### The Yamaha Chain of Quality

Yamaha technicians are fully trained and equipped to offer the best service and advice for your Yamaha product. For this reason, Yamaha strongly recommends visiting an official Yamaha dealer for all your service requirements. Yamaha Marine Parts & Accessories are especially developed, designed and tested for our Yamaha product range. Yamaha also recommends the use of Yamalube®. Yamalube® is our own range of high-tech lubricants, the lifeblood of Yamaha engines. They are developed to carry on working effectively, no matter where you drive.

Besides functional and style accessories, Yamaha offers a range of high quality, innovative boating gear. An extensive range of casual wear is also available. For more information go to:

[www.yamaha-motor-acc.com](http://www.yamaha-motor-acc.com)



All information in this brochure is given for general guidance only and is subject to change without prior notice. We should all exercise POWER WITH RESPONSIBILITY and help preserve the great sporting opportunities and enjoyment we all derive from our involvement with personal watercraft. You must recognise too, that your Yamaha WaveRunner is actually a boat, so please learn and follow all the rules of the sea and waterways, take professional instruction where possible, and obey local rules and regulations, which may differ greatly from area to area. The photographs featured show boats being driven by professionals and no recommendation or guidance in respect of safe operation or style of use is intended or implied by the publication of any of these images. Read all instruction materials carefully before setting out and ALWAYS wear recommended protective clothing and a life preserver or lifejacket when boating. NEVER DRINK AND RIDE.

This document contains many of the valuable trademarks and service marks owned and used by Yamaha throughout the world. The document may also contain references to other company, brand and product names that may be the trademarks/service marks of their respective owners. These company, brand and product names are used herein for identification purposes only, and references to any names, marks, products or services or third parties do not constitute or imply endorsement, sponsorship or recommendation of the third party or the products or services.