



Model year: 2012



Article number:
5D1-W0736-00-00

Rear Carrier YBR250

For a added luggage capacity

- Robust and durable
- Especially designed to fit the YBR250
- Maximum load limit: 5kg
- Designed to fit the optional Yamaha 39L Top Case

Specifications

Material	Steel tubes
Certified conformity (CE/TÜV/WVTA)	N/A
Mounting hardware	Included in package. To mount the 39L Top Case on the carrier the seperately available Universal Mounting Plate (article nr. 37P-F84X0-00-00) is required



Article number:
37P-F84X0-00-00 Universal Mounting Plate
34B-F84X0-00-00 Mounting Plate Adaptor Kit Majesty 400

Universal Mounting Plate 39L / 50L Top Case

Plate to mount the optional Yamaha 39L and 50L Top Case

- Required when used in conjunction with the optional model-dedicated rear carrier and 39L or 50L Top Case
- Allows fitment of Yamaha's 39L or 50L Top Case

Specifications

Material	Hard plastic
Certified conformity (CE/TÜV/WVTA)	N/A
Mounting hardware	Not required with exception for the Majesty 400. For this model the model-specific Adaptor Kit Mounting Plate is additionally required. Mounting instructions are included in package



Article number:
34B-F84A8-00-00 Matt Black
34B-F84A8-0A-00 Midnight Black (SMX)
34B-F84A8-0B-00 Avalance White (WM1)
34B-F84A8-0C-00 London Grey (DNMM)
34B-F84A8-0J-00 Competition White (BWC1)
52S-21780-09-00 Lock Set Standard
59C-281C0-00-00 Lock Set Single Key Operation

39L Top Case


Quality top case for extra luggage/storage capacity on your Yamaha

- Exclusively designed for Yamaha Motor by ELM Design Europe
- Easy to install and remove from your Yamaha
- Can hold a (full face) helmet or riding gear
- Available standard in Matt Black. Possibility, though, to change the colour of the lid to one that either matches your Yamaha or to a constrasting colour. See the available colours for the lid separately. A number of coloured lids can be ordered with the top case as one or separately
- Solid & durable double shell construction
- Can be locked and for added convenience even with a single key operation system

Please note – the Top Case is a stand-alone product and it is not recommended that it is installed and used with the available Yamaha Side Cases

Specifications

Material	Injected PP (body & lid) / Injected PMMA (reflectors)
Certified conformity (CE/TÜV/WVTA)	N/A
Mounting hardware	Not required for some models. Other models require the model-dedicated rear carrier and the universal mounting plate. The Majesty 400 requires additionally the model-specific Mounting Plate Adaptor Kit. Please check the online Yamaha Top Case application chart what is required for your Yamaha
Suitable for	Most Yamaha scooters and motorcycles



Coloured Lid Panels 39L Top Case

Range of coloured lid panels for Yamaha's 39L top case, to exchange with the standard version

- Choose a colour that matches your Yamaha or alternatively choose a contrasting colour of your own choice
- Easy to install

Article number:

34B-F842M-00-00	Matt Black
34B-F842M-0A-00	Midnight Black (SMX)
34B-F842M-0B-00	Avalance White (WM1)
34B-F842M-0C-00	London Grey (DNMM)
34B-F842M-0D-00	Sky Blue (DBM8)
34B-F842M-0E-00	Lava Red (RM5)
34B-F842M-0F-00	Tech Armor (MDNM3)
34B-F842M-0G-00	Magnetic Blue (MDBM1)
34B-F842M-0H-00	Frozen Titanium (MYNM1)
34B-F842M-0J-00	Competition White (BWC1)
34B-F842M-0L-00	Aluminium-coloured

Specifications

Material	Injected ABS
Certified conformity (CE/TÜV/WVTA)	N/A
Mounting hardware	Not required
Suitable for	The Yamaha 39L Top Case



Passenger Backrest 39L Top Case

Backrest to fit to the front side of the optional Yamaha 39L Top Case

- Gives added comfort to your passenger
- Easy installation to the top case

Article number:

37P-F840U-A0

Specifications

Material	Polyurethane
Certified conformity (CE/TÜV/WVTA)	N/A
Mounting hardware	Included in package
Suitable for	The Yamaha 39L Top Case
Does not fit with	The Yamaha 39L Top Case Touring



Inner Bag 39L Top Case

Fitting bag to put inside the optional Yamaha 39L Top Case

- Allows easy loading and unloading of your luggage from the top case
- Includes hand strap to carry around with ease

Article number:

YME-BAG39-00-00

Specifications

Material	Polyester
Certified conformity (CE/TÜV/WVTA)	N/A
Does not fit with	The Yamaha 39L Top Case Touring



Lock Set 39L/50L Top Cases

1-piece lock set to close off the Yamaha 39L/50L Top Case

- For added convenience, option with a single key operation for a number of models available. See online application chart for which models this is applicable

Article number:

52S-21780-09-00	Lock Set Standard
59C-281C0-00-00	Lock Set Single Key Operation

Specifications

Material	Zinc alloy/brass
Certified conformity (CE/TÜV/WVTA)	N/A
Mounting hardware	Included in package
Suitable for	The Yamaha 39L and 50L Top Case
Does not fit with	The Yamaha 39L Top Case Touring



City Tankbag

Tank-mounted bag for Yamaha street motorcycles

- Soft tankbag with flexible bottom and easy fixation
- 12L volume
- Includes pocket for small items such as your wallet and mobile phone
- Two map holders
- Reflective striping, rain cover included

Article number:

YME-W0750-20-00

Specifications

Certified conformity (CE/TÜV/WVTA)	N/A
Suitable for	Most Yamaha street motorcycles; XJR1300, FZ1, FZ8, FZ6, XJ6, TDM, MT-01, MT-03, etc.



LED Flashers

Set of 2 stylish flashers to replace the standard flashers

- Unique, stylish design by GK Design specially for Yamaha
- Including blinker speed regulating resistor
- 9 LEDs per blinker
- 55cm long wire with shrink sleeve
- Available in 3 variations: black, chrome and carbon-look

Article number:

YME-W0789-00-00	Black
YME-W0789-10-00	Chrome
YME-W0789-20-00	Carbon-look

Specifications

Material	ABS housing, polycarbonate lens
Dimensions	86 x 35 x 30 mm
Certified conformity (CE/TÜV/WVTA)	CE-approved
Mounting hardware	Included in package (brackets, tie-wraps and connectors)
Suitable for	Most Yamaha motorcycles except FJR and cruiser models



Tank Pad Yamaha

Protective pad for fuel tank


- Protects fuel tank from scratches from zipper rider's jacket
- Features Yamaha logo

Article number:

39P-W0790-10-00

Specifications

Material	Solid resin
Certified conformity (CE/TÜV/WVTA)	N/A
Suitable for	Most Yamaha motorcycles except the cruiser, off-road and enduro models



Rim Sticker Set

Sticker set for the rims of 17" wheels

- Embellishes your bike into a more sportier look
- Specifically designed for Yamaha
- Available in 4 colour variations featuring the Yamaha logo and 1 colour variation featuring the Yamaha Iwata graphics
- One sticker set contains stickers for 1 wheel (2 sides, 4 parts per side)
- Suitable for 17" wheels only

Article number:

YME-W0790-RS-BL Blue

YME-W0790-RS-RD Red

YME-W0790-RS-WH White

YME-W0790-RS-YE Yellow

YME-W0790-RS-IW Iwata

Specifications

Material	Solid resin
Certified conformity (CE/TÜV/WVTA)	N/A
Mounting hardware	Not required. Application instructions included in package
Suitable for	Most Yamaha motorcycles with 17" wheels



YEC-40 Battery Charger

Charger that can charge the battery of your Yamaha motorcycle, scooter, ATV, SMB and/or marine products

- Contains unique battery charging technology. Fully automatic switch mode charger that analyses the state of the battery, charges and automatically switches to maintenance charging when ready
- Designed for safety: spark-free, protected from reverse polarity connections and short-circuit proof
- Light and compact; handy and easy to store
- Specially tested and approved by Yamaha service engineers to fit our range of motorcycles, scooters, ATV, SMB and other products
- Patented method for desulphation; extends life of the battery
- Also separately available: 1) indicator plug with long cable and "traffic-light" style battery indicator
2) built-in panel plug with extra long cable to mount in the dashboard of your Yamaha
3) Indicator panel 150, a combination of the indicator plug and built-in panel plug with long cable

Article number:

YME-YEC40-EU-00 EU-plug

YME-YEC40-UK-00 UK-plug

Specifications

Type	8 step, fully automatic switch model with pulse maintenance
Dimensions	168 x 65 x 38 mm
Weight	0,6 kg
Certified conformity (CE/TÜV/WVTA)	CE-approved
Battery charge capacity	1.2-90 Ah



YEC-8 Battery Charger

Charger that can charge the battery of your Yamaha motorcycle, scooter, ATV, SMB and/or Marine products

- Contains unique battery charging technology. Fully automatic switch mode charger that analyses the state of the battery, charges and automatically switches to maintenance charging when ready
- Designed for safety: spark-free, protected from reverse polarity connections and short-circuit proof
- Light and compact; handy and easy to store
- Specially tested and approved by Yamaha service engineers to fit our range of motorcycles, scooters, ATV, SMB and other products
- Patented method for desulphation; extends life of the battery
- Also separately available: 1) indicator plug with long cable and "traffic-light" style battery indicator
2) built-in panel plug with extra long cable to mount in the dashboard of your Yamaha
3) Indicator panel 150, a combination of the indicator plug and built-in panel plug with long cable

Article number:

YME-YEC08-EU-00 EU-plug

YME-YEC08-UK-00 UK-plug

Specifications

Type	4 step, fully automatic switch model with pulse maintenance
Dimensions	140 x 50 x 38 mm
Weight	0,6 kg
Certified conformity (CE/TÜV/WVTA)	CE-approved
Battery charge capacity	1.2-32Ah



YEC Indicator Panel 150

Combines a battery charger built-in plug and a battery charge indicator into one

- Connects to the battery chargers YEC-8 and YEC-40
- Allows a neat, solid connection point rather than a flying lead connection
- 'Traffic light' style LED indication: green, orange, red
- 1.5 m extra long cable to allow installation of connector to almost anywhere on your bike
- Rubber grommet to keep dirt out of connector
- Equipped with an inline fuse for extra safety

Article number:

YME-YECIP-15-00

Specifications

Dimensions	42 x 23 x 55 mm
Weight	~100 gr
Certified conformity (CE/TÜV/WVTA)	N/A
Mounting hardware	Not required. Instructions for use included in package



Article number:
YME-YECA-15-00

YEC Battery Charger Built-in Panel Plug

Smart and easy plug for connection from panel mount socket at the dashboard to the YEC-8 or YEC-40 battery chargers

- Allows a neat, solid connection point rather than a flying lead connection
- 1.5 m extra long cable to allow installation of connector to almost anywhere on your bike
- Rubber grommet to keep dirt out of connector
- Equipped with an inline fuse for extra safety

Specifications

Dimensions	42 x 23 x 55 mm
Weight	~100 gr
Certified conformity (CE/TÜV/VVTA)	N/A
Mounting hardware	Not required. Instructions for use included in package



Article number:
YME-YECP-05-00

YEC Battery Charger Indicator

Gives instant and clear indication of the charge condition of your vehicle's battery

- Connects to the battery chargers YEC-8 and YEC-40
- 'Traffic light' style LED indication: green, orange, red
- 0.5 m long cable
- Rubber grommet to keep dirt out of connector
- Equipped with an inline fuse for extra safety


Specifications

Dimensions	55 x 20 x 15 mm
Weight	~80 gr
Certified conformity (CE/TÜV/VVTA)	N/A
Mounting hardware	Not required. Instructions for use included in package



The Yamaha Chain of Quality

Yamaha technicians are fully trained and equipped to offer the best service and advice for your Yamaha product. For this reason, Yamaha strongly recommends visiting an official Yamaha dealer for all your service requirements. Yamaha Genuine Parts & Accessories are especially developed, designed and tested for our Yamaha product range. Yamaha also recommends the use of Yamalube®; our own range of high-tech lubricants, the lifeblood of Yamaha engines. They are developed to carry on working effectively, no matter where you ride. Besides functional and style accessories, Yamaha offers a range of high quality, innovative riding gear designed to keep you comfortable and protected, both on- and off-road. An extensive range of casual wear is also available. For more information go to: www.yamaha-motor-acc.com



Always wear a helmet, eye protection and protective clothing when riding any type of powered vehicle. Yamaha encourages you to ride safely and respect fellow riders and the environment. All information in this brochure/catalogue is given for general guidance. Specifications and appearance of Yamaha products and non Yamaha branded products are subject to change without prior notice. Non Yamaha branded products as depicted in this brochure/catalogue are fully developed and produced by respected third parties. Yamaha does not guarantee the availability of the displayed products in local markets. The product range may be limited in some countries and Yamaha has the right to discontinue products without prior notice. Where applicable, prices of Yamaha products may vary according to local requirements and conditions but no rights can be obtained from these prices and information. Sizes of the apparel displayed are indicative - Yamaha recommends you to visit your local Yamaha dealer for the best fit. For further details and availability, please contact your local Yamaha dealer.