



Model year: 2010-2012



Rear Carrier X-MAX

Carrier to be mounted on the rear of the unit

- Integrated design to fit the optional Yamaha 39L or 50L top case for extra luggage capacity. The top cases fit directly to the rear carrier without the need of a mounting plate
- Easy to install

Article number:
37P-F4841-A0-00

Specifications

Material	Black powder coated, die -cast aluminium
Certified conformity (CE/TÜV/WVTA)	WVTA-approved
Mounting hardware	N/A
Does not fit with	The optional Backrest Bases X-MAX



50L Top Case

Quality top case for extra luggage/storage capacity on your Yamaha

- Exclusively designed for Yamaha Motor by ELM Design Europe
- Easy to install and remove from your Yamaha
- Can hold two (full face) helmets or riding gear
- Available standard in Matt Black. Possibility, though, to change the colour of the lid's side panels to one that either matches your Yamaha or to a contrasting colour. The coloured lids can be ordered with the top case as one or separately. See the available colours for the lid also separately
- Solid & durable double shell construction
- Can be locked and for added convenience even with a single key operation system

Please note - the Top Case is a stand-alone product and it is not recommended that it is installed and used with the available Yamaha Side Cases

Article number:

34B-F84A8-10-00	Matt Black
34B-F84A8-1A-00	Aluminium-coloured
34B-F84A8-1B-00	Midnight Black (SMX)
34B-F84A8-1C-00	Lava Red (RM5)
34B-F84A8-1D-00	Moon Shadow (NMJ)
34B-F84A8-1E-00	Tech Bronze (MDYNM3)
34B-F84A8-1F-00	Tech Armor (MDNM3)
34B-F84A8-1G-00	Sonic Grey (MDNM1)
34B-F84A8-1H-00	Magnetic Blue (MDBM1)
34B-F84A8-1J-00	High Tech Silver (HTS)
34B-F84A8-1K-00	Frozen Titanium (MYNM1)
34B-F84A8-1L-00	Competition White (BWC1)
52S-21780-09-00	Lock Set Standard
59C-281C0-00-00	Lock Set Single Key Operation

Specifications

Material	Injected PP (body & lid) / Injected PMMA (reflectors)
Certified conformity (CE/TÜV/WVTA)	N/A
Mounting hardware	Not required for some models. Other models require the model-dedicated rear carrier and the universal mounting plate. The Majesty 400 requires additionally the model-specific Mounting Plate Adaptor Kit. Please check the online Yamaha Top Case application chart what is required for your Yamaha
Suitable for	Most Yamaha scooters and motorcycles



Coloured Lid Side Panels 50L Top Case

Range of coloured lid side panels for Yamaha's 50L top case, to exchange with the standard version

- Choose a colour that matches their Yamaha or alternatively choose a contrasting colour of your own choice
- Easy to install

Article number:

34B-F843F-00-00	Matt Black
34B-F843F-0A-00	Aluminium-coloured
34B-F843F-0B-00	Midnight Black (SMX)
34B-F843F-0C-00	Lava Red (RMS)
34B-F843F-0D-00	Moon Shadow (NMJ)
34B-F843F-0E-00	Tech Bronze (MDYNM3)
34B-F843F-0F-00	Tech Armor (MDNM3)
34B-F843F-0G-00	Sonic Grey (MDNM1)
34B-F843F-0H-00	Magnetic Blue (MDBM1)
34B-F843F-0J-00	High Tech Silver (HTS)
34B-F843F-0K-00	Frozen Titanium (MYNM1)
34B-F843F-0L-00	Competition White (BWC1)

Specifications

Material	Injected ABS
Certified conformity (CE/TÜV/WVTA)	N/A
Mounting hardware	Not required
Suitable for	The Yamaha 50L Top Case



Passenger Backrest 50L Top Case

Backrest to fit to the front side of the optional Yamaha 50L Top Case

- Gives added comfort to your passenger
- Easy installation to the top case

Article number:

37P-F840U-B0

Specifications

Material	Polyurethane
Certified conformity (CE/TÜV/WVTA)	N/A
Mounting hardware	Included in package
Suitable for	The Yamaha 50L Top Case



Inner Bag 50L Top Case

Fitting bag to put inside the optional Yamaha 50L Top Case

- Allows easy loading and unloading of your luggage from the top case
- Includes hand strap to carry around with ease

Article number:

YME-BAG50-00-00

Specifications

Material	Polyester
Certified conformity (CE/TÜV/WVTA)	N/A
Suitable for	Yamaha 50L Top Case



39L Top Case

Quality top case for extra luggage/storage capacity on your Yamaha


- Exclusively designed for Yamaha Motor by ELM Design Europe
- Easy to install and remove from your Yamaha
- Can hold a (full face) helmet or riding gear
- Available standard in Matt Black. Possibility, though, to change the colour of the lid to one that either matches your Yamaha or to a contrasting colour. See the available colours for the lid separately. A number of coloured lids can be ordered with the top case as one or separately
- Solid & durable double shell construction
- Can be locked and for added convenience even with a single key operation system

Please note - the Top Case is a stand-alone product and it is not recommended that it is installed and used with the available Yamaha Side Cases

Article number:

34B-F84A8-00-00	Matt Black
34B-F84A8-0A-00	Midnight Black (SMX)
34B-F84A8-0B-00	Avalance White (WM1)
34B-F84A8-0C-00	London Grey (DNMM)
34B-F84A8-0J-00	Competition White (BWC1)
52S-21780-09-00	Lock Set Standard
59C-281C0-00-00	Lock Set Single Key Operation

Specifications	
Material	Injected PP (body & lid) / Injected PMMA (reflectors)
Certified conformity (CE/TÜV/WVTA)	N/A
Mounting hardware	Not required for some models. Other models require the model-dedicated rear carrier and the universal mounting plate. The Majesty 400 requires additionally the model-specific Mounting Plate Adaptor Kit. Please check the online Yamaha Top Case application chart what is required for your Yamaha
Suitable for	Most Yamaha scooters and motorcycles



Coloured Lid Panels 39L Top Case

Range of coloured lid panels for Yamaha's 39L top case, to exchange with the standard version

- Choose a colour that matches your Yamaha or alternatively choose a contrasting colour of your own choice
- Easy to install

Article number:

34B-F842M-00-00	Matt Black
34B-F842M-0A-00	Midnight Black (SMX)
34B-F842M-0B-00	Avalance White (WM1)
34B-F842M-0C-00	London Grey (DNMM)
34B-F842M-0D-00	Sky Blue (DBM8)
34B-F842M-0E-00	Lava Red (RM5)
34B-F842M-0F-00	Tech Armor (MDNM3)
34B-F842M-0G-00	Magnetic Blue (MDBM1)
34B-F842M-0H-00	Frozen Titanium (MYNM1)
34B-F842M-0J-00	Competition White (BWC1)
34B-F842M-0L-00	Aluminium-coloured

Specifications	
Material	Injected ABS
Certified conformity (CE/TÜV/WVTA)	N/A
Mounting hardware	Not required
Suitable for	The Yamaha 39L Top Case



Passenger Backrest 39L Top Case

Backrest to fit to the front side of the optional Yamaha 39L Top Case

- Gives added comfort to your passenger
- Easy installation to the top case

Article number:

37P-F840U-A0

Specifications	
Material	Polyurethane
Certified conformity (CE/TÜV/WVTA)	N/A
Mounting hardware	Included in package
Suitable for	The Yamaha 39L Top Case
Does not fit with	The Yamaha 39L Top Case Touring



Inner Bag 39L Top Case

Fitting bag to put inside the optional Yamaha 39L Top Case

- Allows easy loading and unloading of your luggage from the top case
- Includes hand strap to carry around with ease

Article number:

YME-BAG39-00-00

Specifications

Material	Polyester
Certified conformity (CE/TÜV/WVTA)	N/A
Does not fit with	The Yamaha 39L Top Case Touring



Lock Set 39L/50L Top Cases

1-piece lock set to close off the Yamaha 39L/50L Top Case

- For added convenience, option with a single key operation for a number of models available. See online application chart for which models this is applicable

Article number:

52S-21780-09-00 Lock Set Standard

59C-281C0-00-00 Lock Set Single Key Operation

Specifications

Material	Zinc alloy/brass
Certified conformity (CE/TÜV/WVTA)	N/A
Mounting hardware	Included in package
Suitable for	The Yamaha 39L and 50L Top Case
Does not fit with	The Yamaha 39L Top Case Touring



Backrest Base X-MAX

Base to fit the optional back rest cushion to create the passenger back rest

- Creates together with the optional back rest cushion (article nr. 37P-W0773-00-00 or 37P-W0773-10-00) extra comfort for your passenger
- Constructed from durable material
- Integrated design, perfectly complementing the scooter
- Easy installation
- Available in two colour variations, silver and matt black paint finish

Article number:

37P-W0772-00-00 Silver

37P-W0772-00-01 Black

Specifications

Material	Die-cast aluminium with attractive paint finish
Certified conformity (CE/TÜV/WVTA)	N/A
Mounting hardware	N/A. Mounting instruction included in package
Does not fit with	The optional Rear Carrier X-MAX (article nr. 37P-F4841-A0-00)



Cushion Backrest Base X-MAX

Cushion for backrest base

- Creates together with the optional backrest base (article nr. 37P-W0772-00-00) extra comfort for your passenger
- Same high quality material and finish as your X-MAX standard seat
- Durable and water tight skin with taped seams
- Easily installed (in less than 2 minutes)

Article number:

37P-W0773-00-00 Black with red stitches

37P-W0773-10-00 Dark Red

Specifications

Material	Same as original seat
Certified conformity (CE/TÜV/WVTA)	N/A
Mounting hardware	N/A. Mounting instructions included in package



Sports Screen X-MAX

Shorter screen for a sportier look

- Gives your X-MAX a sportier look
- High impact resistant, no sharp edges
- Easy to install, specifically designed to fit the unit
- Features X-MAX logo

Article number:

37P-W0717-00-00

Specifications

Material	Dark smoke, 4 mm polycarbonate – no hard coating
Dimensions	270 x 380 mm
Certified conformity (CE/TÜV/WVTA)	WVTA-approved
Mounting hardware	N/A. Mounting instructions included in package
Does not fit with	Optional X-MAX medium screen (article nr. 37P-W0710-00-00)



Medium Screen X-MAX

Medium-sized screen for improved wind protection

- Provides improved wind protection when riding
- High impact resistant material, no sharp edges
- Easy to install, designed to fit the unit
- Features X-MAX logo

Article number:

37P-W0710-00-00

Specifications

Material	Transparent 4 mm thick polycarbonate – no hard coating
Dimensions	490 x 380 mm
Certified conformity (CE/TÜV/WVTA)	WVTA-approved
Mounting hardware	N/A. Mounting instructions included in package
Does not fit with	Optional X-MAX Sport Screen (article nr. 37P-W0717-00-00)



Apron X-MAX

Cover to keep the rider as warm and dry as possible during rainy and cold weather conditions

- Rigorously tested with Yamaha's own Stability System
- Designed for easy mounting, easy usage and durability
- Created with the input from the engineers and designers behind X-MAX themselves
- Easy key entry, water-resistant pocket
- Tailored cover for the seat
- Soft, fleece-style inner lining, providing insulation for the colder months

Article number:

37P-W0762-00-00

Specifications

Certified conformity (CE/TÜV/WVTA)	N/A
Mounting hardware	N/A. Mounting instructions included in package
Does not fit with	Optional X-MAX Leg Shields (article nr. 37P-W0720-00-00)



Leg Shields X-MAX

Shields for mounting on either side of the unit – protects both unit and rider

- Protects rider's legs from wind when riding
- Protects unit when parking in confined spaces
- Easy to install – mounting requires just two screws and double-sided tape
- Makes the unit only 6 cm wider – 3 cm at each side

Article number:

37P-W0720-00-00

Specifications

Material	Black polyurethane
Certified conformity (CE/TÜV/WVTA)	N/A
Mounting hardware	Included in package as well as mounting instructions
Does not fit with	Optional X-MAX Apron (article nr. 37P-W0762-00-00)



Knuckle Visors X-MAX

Protectors for hands

- Offers additional comfort and protection
- Flexible and durable, won't easily damage when unit is parked in confined spaces
- Attractive matt black
- Complements your scooter's design
- Easy to install

Article number:
37P-W0748-00-00

Specifications

Material	UV resistant polyurethane
Certified conformity (CE/TÜV/WVTA)	N/A
Mounting hardware	N/A. Only screws and tape required



GPS Stay X-MAX

Base to hold a GPS device

- Specially developed to hold a Tom Tom or a Garmin Zumo.
- GPS stay can be installed near the speedometer for convenient visibility for the rider
- GPS cable easy to connect to your scooter, as your X-MAX is pre-wired
- Fuse avoids damage in case of a short circuit, water tight fuse box
- Easily installed

Please note - a GPS and the TomTom plate as depicted on the image do not come with the stay

Article number:
37P-W0779-00-00

Specifications

Material	2.5 mm metal, black powder coated. 2-A fuse
Certified conformity (CE/TÜV/WVTA)	N/A
Mounting hardware	N/A. Mounting instructions included in package
Does not fit with	Optional X-MAX 12V DC Outlet (article nr. 37P-W0789-00-00)



12V DC Outlet X-MAX

Device to charge your electronic equipment such as mobile phone or MP3 player

- Easy to install: Genuine Yamaha plug matches the pre-wiring of your scooter
- Max. load 1 Amp (as shown on the included warning sticker)
- Fused to avoid damage to your scooter in case of a short circuit
- For convenience the socket is installed in the glove compartment which can be locked

Article number:
37P-W0789-00-00

Specifications

Certified conformity (CE/TÜV/WVTA)	N/A
Mounting hardware	N/A. Mounting instructions included in package
Does not fit with	Optional X-MAX GPS stay (article nr. 37P-W0779-00-00) as same connector is used



Console Bag

Bag for additional luggage storage; placed between seat and leg shield

- 18L volume
- Water repellent
- Can hold one jet helmet
- Includes two inner pockets to store your valuables
- Fully padded to protect your belongings

Article number:
4B5-W0750-00-00

Specifications

Certified conformity (CE/TÜV/WVTA)	N/A
Suitable for	All TMAX, TMAX variations and X-MAX 125/250 models



Saddle Cover

Cover to put over your scooter's saddle

- Protects your saddle against sun, rain and dirt when parked
- Made from extra durable material
- Features the Yamaha tuning-fork logo

Article number:
56J-W0702-00-00

Specifications

Material	Nylon
Certified conformity (CE/TÜV/WVTA)	N/A
Suitable for	General fit for most Yamaha scooters



YEC-40 Battery Charger

Charger that can charge the battery of your Yamaha motorcycle, scooter, ATV, SMB and/or marine products

- Contains unique battery charging technology. Fully automatic switch mode charger that analyses the state of the battery, charges and automatically switches to maintenance charging when ready
- Designed for safety: spark-free, protected from reverse polarity connections and short-circuit proof
- Light and compact; handy and easy to store
- Specially tested and approved by Yamaha service engineers to fit our range of motorcycles, scooters, ATV, SMB and other products
- Patented method for desulphation; extends life of the battery
- Also separately available: 1) indicator plug with long cable and "traffic-light" style battery indicator
2) built-in panel plug with extra long cable to mount in the dashboard of your Yamaha
3) Indicator panel 150, a combination of the indicator plug and built-in panel plug with long cable

Article number:
YME-YEC40-EU-00 EU-plug
YME-YEC40-UK-00 UK-plug

Specifications

Type	8 step, fully automatic switch model with pulse maintenance
Dimensions	168 x 65 x 38 mm
Weight	0,6 kg
Certified conformity (CE/TÜV/WVTA)	CE-approved
Battery charge capacity	1.2-90 Ah



YEC-8 Battery Charger

Charger that can charge the battery of your Yamaha motorcycle, scooter, ATV, SMB and/or Marine products

- Contains unique battery charging technology. Fully automatic switch mode charger that analyses the state of the battery, charges and automatically switches to maintenance charging when ready
- Designed for safety: spark-free, protected from reverse polarity connections and short-circuit proof
- Light and compact; handy and easy to store
- Specially tested and approved by Yamaha service engineers to fit our range of motorcycles, scooters, ATV, SMB and other products
- Patented method for desulphation; extends life of the battery
- Also separately available: 1) indicator plug with long cable and "traffic-light" style battery indicator
2) built-in panel plug with extra long cable to mount in the dashboard of your Yamaha
3) Indicator panel 150, a combination of the indicator plug and built-in panel plug with long cable

Article number:
YME-YEC08-EU-00 EU-plug
YME-YEC08-UK-00 UK-plug

Specifications

Type	4 step, fully automatic switch model with pulse maintenance
Dimensions	140 x 50 x 38 mm
Weight	0,6 kg
Certified conformity (CE/TÜV/WVTA)	CE-approved
Battery charge capacity	1.2-32Ah



YEC Indicator Panel 150

Combines a battery charger built-in plug and a battery charge indicator into one

- Connects to the battery chargers YEC-8 and YEC-40
- Allows a neat, solid connection point rather than a flying lead connection
- 'Traffic light' style LED indication: green, orange, red
- 1.5 m extra long cable to allow installation of connector to almost anywhere on your bike
- Rubber grommet to keep dirt out of connector
- Equipped with an inline fuse for extra safety

Article number:
YME-YECIP-15-00

Specifications

Dimensions	42 x 23 x 55 mm
Weight	~100 gr
Certified conformity (CE/TÜV/WVTA)	N/A
Mounting hardware	Not required. Instructions for use included in package



YEC Battery Charger Built-in Panel Plug

Smart and easy plug for connection from panel mount socket at the dashboard to the YEC-8 or YEC-40 battery chargers

- Allows a neat, solid connection point rather than a flying lead connection
- 1.5 m extra long cable to allow installation of connector to almost anywhere on your bike
- Rubber grommet to keep dirt out of connector
- Equipped with an inline fuse for extra safety

Article number:
YME-YECPA-15-00

Specifications	
Dimensions	42 x 23 x 55 mm
Weight	~100 gr
Certified conformity (CE/TÜV/WVTA)	N/A
Mounting hardware	Not required. Instructions for use included in package




YEC Battery Charger Indicator

Gives instant and clear indication of the charge condition of your vehicle's battery

- Connects to the battery chargers YEC-8 and YEC-40
- 'Traffic light' style LED indication: green, orange, red
- 0.5 m long cable
- Rubber grommet to keep dirt out of connector
- Equipped with an inline fuse for extra safety


Article number:
YME-YECPA-05-00

Specifications	
Dimensions	55 x 20 x 15 mm
Weight	~80 gr
Certified conformity (CE/TÜV/WVTA)	N/A
Mounting hardware	Not required. Instructions for use included in package



The Yamaha Chain of Quality

Yamaha technicians are fully trained and equipped to offer the best service and advice for your Yamaha product. For this reason, Yamaha strongly recommends visiting an official Yamaha dealer for all your service requirements. Yamaha Genuine Parts & Accessories are especially developed, designed and tested for our Yamaha product range. Yamaha also recommends the use of Yamalube®; our own range of high-tech lubricants, the lifeblood of Yamaha engines. They are developed to carry on working effectively, no matter where you ride. Besides functional and style accessories, Yamaha offers a range of high quality, innovative riding gear designed to keep you comfortable and protected, both on- and off-road. An extensive range of casual wear is also available. For more information go to: www.yamaha-motor-acc.com



Always wear a helmet, eye protection and protective clothing when riding any type of powered vehicle. Yamaha encourages you to ride safely and respect fellow riders and the environment. All information in this brochure/catalogue is given for general guidance. Specifications and appearance of Yamaha products and non Yamaha branded products are subject to change without prior notice. Non Yamaha branded products as depicted in this brochure/catalogue are fully developed and produced by respected third parties. Yamaha does not guarantee the availability of the displayed products in local markets. The product range may be limited in some countries and Yamaha has the right to discontinue products without prior notice. Where applicable, prices of Yamaha products may vary according to local requirements and conditions but no rights can be obtained from these prices and information. Sizes of the apparel displayed are indicative - Yamaha recommends you to visit your local Yamaha dealer for the best fit. For further details and availability, please contact your local Yamaha dealer.